

LAUNDRY CATALOGUE

beko

2023 / 2024



Mini Program



Beko Mini Program washes a full load of laundry in just 28 minutes at 30°C. So it can be in and out the machine quick as a flash. No more long waits for your laundry.

AquaWave



AquaWave system's curved glass door and specially designed paddles moves the laundry in a wave-like action inside the drum, treating clothes gentler and improving the washing and drying performance.

STEAMcure



SteamCure technology applies steam to the stain before the wash, softening up dirt and making it easier to remove. It also helps to reduce wrinkles, so put away that iron – you've got less to do both before and after the wash now

HomeWhiz™



HomeWhiz; Beko's smart washing machine technology. With up to 7 downloadable programs to ease your laundry needs, ranging from problem alert to favourite and customized program setting. Laundry is now just click away from anywhere in your home.

Hygiene+



The Hygiene+ Programme blends sensitive temperature controls with additional rinse and spin cycles to make sure these microorganisms are removed from laundry. Working at a range of 20 °C to 90 °C, the 60°C cycle is approved by Allergy UK to eliminate 99.9% of allergens.

Front Load Washing Machine

WTE 12744 PXSTN
12kg Front Load Washing Machine



Programs: 16

Key Features

- Prosmart Inverter Motor
- Fast+ Function | Mini / Mini 14'
- AquaTech
- Aquawave
- SteamCure
- AntiCrease+
- Xpress Super Short 14 Min
- Woolmark Apparel Care

Safety

- Child Lock
- Overflow Safety
- Auto Water Adjustment
- Rat Mesh

Performance

- Energy Efficiency Class: 5 ★

Dimensions (H x W x D) [CM]

- 84 x 60 x 67

Finishing

- Pearl Inox

For more information
[View from Website](#)

WCV10749XMST
10kg Front Load Washing Machine



Programs: 14

Key Features

- Prosmart Inverter Motor
- Fast+ Function | Mini / Mini 14'
- Aquawave
- SteamCure
- HomeWhiz
- AntiCrease+
- Xpress Super Short 14 Min
- Woolmark Apparel Care

Safety

- Child Lock
- Overflow Safety
- Auto Water Adjustment
- Rat Mesh

Performance

- Energy Efficiency Class: 5 ★

Dimensions (H x W x D) [CM]


- 84 x 60 x 64

Finishing

- Manhattan Gray

For more information
[View from Website](#)

WCV10614XB0STW
10kg Front Load Washing Machine



Programs: 15

Key Features

- Prosmart Inverter Motor
- Fast+ Function | Mini / Mini 14'
- Aquawave
- SteamCure
- AntiCrease+
- Xpress Super Short 14 Min
- Woolmark Apparel Care

Safety

- Child Lock
- Overflow Safety
- Auto Water Adjustment
- Rat Mesh

Performance

- Energy Efficiency Class: 5 ★

Dimensions (H x W x D) [CM]

- 84 x 60 x 64

Finishing

- White

For more information
[View from Website](#)

Front Load Washing Machine

WCV9749XMST

9kg Front Load Washing Machine



Programs: 14

Key Features

- Prosmart Inverter Motor
- Fast+ Function | Mini / Mini 14'
- Aquawave
- SteamCure
- HomeWhiz
- AntiCrease+
- Xpress Super Short 14 Min
- Woolmark Apparel Care

Safety

- Child Lock
- Overflow Safety
- Auto Water Adjustment
- Rat Mesh

Performance

- Energy Efficiency Class: 5 ★

Dimensions (H x W x D) [CM]

- 84 x 60 x 59

Finishing


- Manhattan Gray

For more information

[View from Website](#)

WCV8612XS0ST

8kg Front Load Washing Machine



Programs: 15

Key Features

- Prosmart Inverter Motor
- Fast+ Function | Mini / Mini 14'
- SteamCure
- AntiCrease+
- Xpress Super Short 14 Min
- Woolmark Apparel Care

Safety

- Child Lock
- Overflow Safety
- Auto Water Adjustment
- Rat Mesh

Performance

- Energy Efficiency Class: 5 ★

Dimensions (H x W x D) [CM]

- 84 x 60 x 55

Finishing

- White

For more information

[View from Website](#)

2-in-1 Washer Dryer

B3D510644UW

10kg Washing | 6kg Drying



Programs: 15

Key Features

- Prosmart Inverter Motor
- Fast+ Function | Mini / Mini 14'
- Aquawave
- SteamCure
- HomeWhiz
- AntiCrease+
- Hygiene+ (Allergy UK certified)

Safety

- Child lock
- Overflow safety
- Unbalanced load control

Dimensions (H x W x D) [CM]

- 84.5 x 60 x 60

Finishing


- White

For more information

[Visit our website](#)

WDB8526R1B

8kg Washing | 5kg Drying



Programs: 15

Key Features

- Prosmart Inverter Motor
- Fast+ Function | Mini / Mini 14'
- Aquawave
- SteamCure
- HomeWhiz
- AntiCrease+
- Hygiene+ (Allergy UK certified)

Safety

- Child lock
- Overflow safety
- Unbalanced load control

Dimensions (H x W x D) [CM]

- 84 x 60 x 59

Finishing

- White

For more information

[Visit our website](#)

Top Load Washing Machine

WTLJ117C1DM

17kg Top Load Washing Machine



Programs: 10

Key Features

- Fuzzy control
- Direct Drive Motor -Inverter
- Aquawave
- MultiCurrent Wash
- Air Dry
- Foam Clean
- Double Magic Filter
- Tempered glass lid

Performance

- Energy Efficiency Class: -

Dimensions (H x W x D) [CM]

- 106 x 66.5 x 67.5

Finishing

- Dark Grey

For more information

[View from Website](#)

WTLD170D

17kg Top Load Washing Machine



Programs: 10

Key Features

- Fuzzy control
- Direct Drive Motor -Inverter
- Aquawave
- MultiCurrent Wash
- Foam Clean
- Double Magic Filter
- Tempered glass lid

Performance

- Energy Efficiency Class: -

Dimensions (H x W x D) [CM]

- 106 x 66.5 x 67.5

Finishing

- Dark Grey

For more information

[View from Website](#)

WTLJ112C1DM

12kg Top Load Washing Machine



Programs: 10

Key Features

- Fuzzy control
- Direct Drive Motor -Inverter
- Aquawave
- Foam Clean
- Magic Filter
- Tempered glass lid

Performance

- Energy Efficiency Class: 5 ★

Dimensions (H x W x D) [CM]

- 103.5 x 66 x 67

Finishing

- Dark Grey

For more information

[View from Website](#)

Top Load Washing Machine

WTLD120D
12kg Top Load Washing Machine



Programs: 10

Key Features

- Fuzzy control
- Direct Drive Motor -Inverter
- Aquawave
- Foam Clean
- Magic Filter
- Tempered glass lid

Performance

- Energy Efficiency Class: 5 ★

Dimensions (H x W x D) [CM]

- 103.5 x 66 x 67

Finishing

- Dark Grey

For more information

[View from Website](#)

WTLJ10C1SM
10kg Top Load Washing Machine



Programs: 10

Key Features

- Fuzzy control
- Induction Motor
- Aquawave
- MultiCurrent Wash
- Foam Clean
- Tempered glass lid

Performance

- Energy Efficiency Class: 5 ★

Dimensions (H x W x D) [CM]

- 96.8 x 56.4 x 57.8

Finishing

- White

For more information

[View from Website](#)

WTLJ08C1SM
8kg Top Load Washing Machine



Programs: 10

Key Features

- Fuzzy control
- Induction Motor
- Aquawave
- MultiCurrent Wash
- Foam Clean
- Tempered glass lid

Performance

- Energy Efficiency Class: 5 ★

Dimensions (H x W x D) [CM]

- 90.5 x 53.3 x 55.6

Finishing

- White

For more information

[View from Website](#)

Front Load Product Specifications

MODEL	WTE12744PXSTN	WCV10749XMST	WCV10614XB0STW
Wash Capacity (KG)	12	10	10
Spin RPM	1400	1400	1200
Colour Finishing	Pearl Inox	Manhattan Gray	White
Energy Efficiency	5 ★	5 ★	5 ★
Drum Type	AquaWave	AquaWave	AquaWave
Drum Light	Yes	Yes	No
Motor - Prosmart Inverter	Yes	Yes	Yes
Display	LCD	Digital Display	Digital Display
Control	Electronic	Electronic	Electronic
Door opening angle	170°	170°	170°
Features			
AquaTech	Yes	-	-
Time Delay	0-24h	0-24h	0-19h
Prewash	Yes	Yes	Yes
Fast+ Function	Yes	Yes	Yes
Extra Rinse	Yes	Yes	Yes
Drum Clean	Yes	Yes	Yes
AntiCrease+	Yes	Yes	Yes
SteamCure	Yes	Yes	Yes
HomeWhiz		Yes	
Programs			
Cottons	Yes	Yes	Yes
Cottons Eco	Yes	Yes	Yes
Synthetics	Yes	Yes	Yes
Mini/Mini14'	Yes	Yes	Yes
DarkWash/Jeans	Yes	Yes	Yes
Wool/HandWash	Yes	Yes	Yes
Delicates	Yes	Yes	Yes
Spin+Drain	Yes	Yes	Yes
Rinse	Yes	Yes	Yes
Duvet/DownWear	Yes	Yes	Yes
Outdoor/Sports (Goretex)	Yes	Yes	Yes
Shirts	Yes	Yes	Yes
Stain	Yes	Yes	Yes
Hygiene+	Yes	Yes	Yes
CoolClean	Yes	-	-
Auto Program	Yes	-	-
Down wear	-	-	-
Mix	-	-	Yes
Download Program			
Curtain	-	Yes	-
Lingerie	-	Yes	-
Soft Toys	-	Yes	-
Towel	-	Yes	-
Safety			
Child lock	Yes	Yes	Yes
Overflow safety	Yes	Yes	Yes
Unbalanced load control	Yes	Yes	Yes
Auto water adjustment	Yes	Yes	Yes
Rat mesh	Yes	Yes	Yes
Dimensions			
H x W x D [CM]	84 x 60 x 67	84 x 60 x 64	84 x 60 x 64
Weight [KG]	77	74	74

Front Load Product Specifications

MODEL	WCV9749XMST	WCV8612XS0ST
Wash Capacity (KG)	9	8
Spin RPM	1400	1200
Colour Finishing	Manhattan Gray	White
Energy Efficiency	5 ★	5 ★
Drum Type	AquaWave	Standard
Drum Light	Yes	No
Motor - Prosmart Inverter	Yes	Yes
Display	Digital Display	Digital Display
Control	Electronic	Electronic
Door opening angle	170°	170°
Features		
AquaTech	-	-
Time Delay	0-24h	0-19h
Prewash	Yes	Yes
Fast+ Function	Yes	Yes
Extra Rinse	Yes	Yes
Drum Clean	Yes	Yes
AntiCrease+	Yes	Yes
SteamCure	Yes	Yes
HomeWhiz	Yes	-
Programs		
Cottons	Yes	Yes
Cottons Eco	Yes	Yes
Synthetics	Yes	Yes
Mini/Mini14'	Yes	Yes
DarkWash/Jeans	Yes	Yes
Wool/HandWash	Yes	Yes
Delicates	Yes	Yes
Spin+Drain	Yes	Yes
Rinse	Yes	Yes
Duvet/DownWear	-	-
Outdoor/Sports (Goretex)	Yes	Yes
Shirts	Yes	Yes
Stain	Yes	Yes
Hygiene+	Yes	Yes
CoolClean	-	-
Auto Program	-	-
Down wear	Yes	Yes
Mix	-	Yes
Download Program		
Curtain	Yes	-
Lingerie	Yes	-
Soft Toys	Yes	-
Towel	Yes	-
Safety		
Child lock	Yes	Yes
Overflow safety	Yes	Yes
Unbalanced load control	Yes	Yes
Auto water adjustment	Yes	Yes
Rat mesh	Yes	Yes
Dimensions		
H x W x D [CM]	84 x 60 x 59	84 x 60 x 55
Weight [KG]	71	63

2-in-1 Washer Dryer Product Specifications

MODEL	B3D510644UW	WDB8526R1B
Wash Dry capacity (KG)	10 6	8 5
RPM	1400	1200
Drying type	Water condensation	Water condensation
Motor - Prosmart Inverter	Yes	Yes
Drum pattern	Aquawave	Aquawave
Colour	White	White
Time delay	0 - 24 h	0 - 24 h
Display	Digital	Digital
Features		
HomeWhiz	Yes	Yes
Prewash	Yes	Yes
Fast+ Function	Yes	Yes
Drying	Yes	Yes
Drumclean+	Yes	Yes
Steamcure	Yes	Yes
AntiCrease+	Yes	Yes
Dtergent Premix	Yes	Yes
Programs		
Cottons	Yes	Yes
Cottons Eco	Yes	Yes
Synthetics	Yes	Yes
Wool/HandWash	Yes	Yes
Mini/Mini14'	Yes	Yes
Shirts	Yes	Yes
Download Cycle	Yes	Yes
Spin + Drain	Yes	Yes
Rinse	Yes	Yes
Cotton Dry	Yes	Yes
Synthetic Dry	Yes	Yes
6 Kg Wash & Dry	Yes	
Hygiene+ Wash&Dry	Yes	Yes
Wash&Wear	Yes	Yes
Hygiene Air Refresh	Yes	
DownWear		Yes
5Kg Wash& Dry		Yes
Downloadable Programs		
Mixed	Yes	Yes
Outdoor / sports	Yes	Yes
Dark wash / jeans	Yes	Yes
Towels	Yes	Yes
Lingerie	Yes	Yes
Safety		
Child lock	Yes	Yes
Overflow safety	Yes	Yes
Unbalanced load control	Yes	Yes
Automatic water adjustment	Yes	Yes
Rat mesh	Yes	Yes
Dimensions		
H x W x D [CM]	84.5 x 60 x 60	84 x 60 x 59
Weight [KG]	76	64

Top Load Product Specifications

MODEL	WTLJ117C1DM	WTLD170D	WTLJ112C1DM	WTLD120D	WTLJ110C1SM	WTLJ108C1SM
Capacity	17	17	12	12	10	8
Energy	N/A	N/A	5 ★	5 ★	5 ★	5 ★
Technology	Fuzzy Control	Fuzzy Control	Fuzzy Control	Fuzzy Control	Fuzzy Control	Fuzzy Control
Motor	Direct drive	Direct drive	Direct drive	Direct drive	Induction	Induction
Colour Finishing	Dark grey	Dark grey	Dark grey	Dark grey	White	White
Display	LED	LED	LED	LED	LED	LED
Features						
Top Lid Material	Tempered Glass	Tempered Glass	Tempered Glass	Tempered Glass	Tempered Glass	Tempered Glass
Soft Close	Yes	Yes	Yes	Yes	Yes	Yes
Drum light	Yes	Yes	Yes	Yes	-	-
Drum pattern	Aquawave	Aquawave	Aquawave	Aquawave	Aquawave	Aquawave
Time Delay	Yes	Yes	Yes	Yes	Yes	Yes
Detergent & softener compartment	Intergrated	Intergrated	Intergrated	Intergrated	Intergrated	Intergrated
Water Level Adjustment	10	10	10	10	10	10
Foam Clean	Yes	Yes	Yes	Yes	Yes	Yes
Magic filter	Yes	Yes	Yes	Yes	Yes	Yes
Double Magic Filter	Yes	Yes	-	-	-	-
Multi current	Yes	Yes	-	-	Yes	Yes
Buzzer	Yes	Yes	Yes	Yes	Yes	Yes
Power cut memory	Yes	Yes	Yes	Yes	-	-
3D fine wash	-	-	Yes	Yes	-	-
Programs						
Fuzzy	Yes	Yes	Yes	Yes	Yes	Yes
Heavy	Yes	Yes	Yes	Yes	Yes	Yes
Soft	Yes	Yes	Yes	Yes	Yes	Yes
Standard	Yes	Yes	Yes	Yes	Yes	Yes
Wool	Yes	Yes	Yes	Yes	Yes	Yes
Fast	Yes	Yes	Yes	Yes	Yes	Yes
Child	Yes	Yes	Yes	Yes	Yes	Yes
Tub clean	Yes	Yes	Yes	Yes	Yes	Yes
Air Dry	Yes	Yes	Yes	Yes	Yes	Yes
Water Cycle	Yes	Yes	Yes	Yes	Yes	Yes
Safety						
Child lock	Yes	Yes	Yes	Yes	Yes	Yes
Buzzer	Yes	Yes	Yes	Yes	Yes	Yes
Auto-Balance Detection	Yes	Yes	Yes	Yes	Yes	Yes
Rat mesh	Yes	Yes	Yes	Yes	Yes	Yes
Dimensions						
H x W x D [CM]	106 x 66.5 x 67.5	106 x 66.5 x 67.5	103.5 x 66 x 67	103.5 x 66 x 67	96.8 x 56.4 x 57.8	90.5 x 53.3 x 55.6
Weight [KG]	53	53	42	42	35	29